

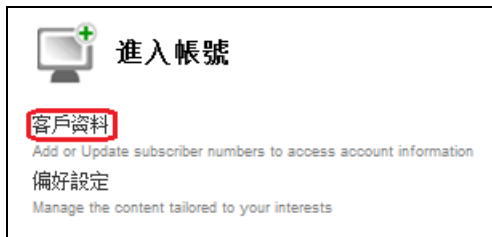
親愛的客戶：

請參考以下步驟更改您們 L41 協議書 (把關者協議書)

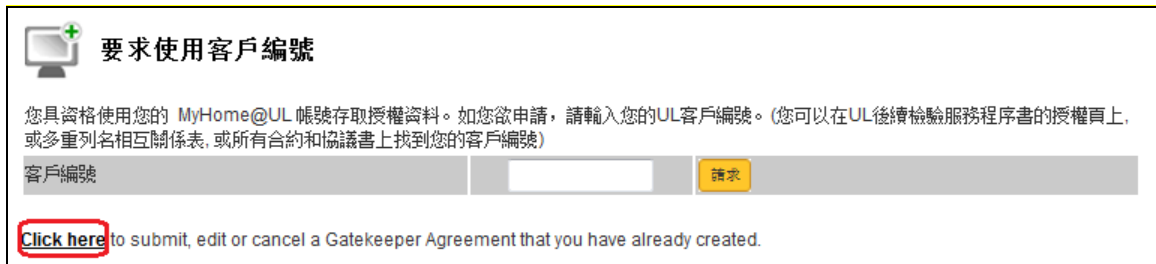
1. 登入貴司的MYHOME 帳戶，點擊 "我的帳戶".



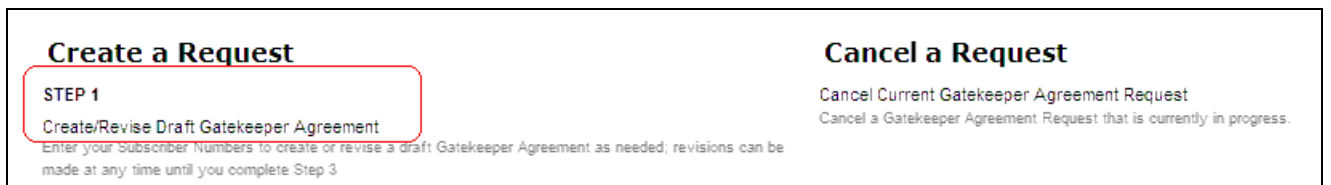
2. 點擊 "客戶資料"



3. 點擊 "Click here" 直接連結到客戶編號。無須再次輸入客戶編號



4. 如欲更改協議書，請選擇 "Create/Revise Draft Gatekeeper Agreement".



## 5. 點擊 "Validate subscriber Numbers and Finalize".

**NOTE: Enter only those Subscriber Numbers for your company or its affiliates. Your company must own or control fifty percent (50%) or more of the outstanding equity or capital interests of an affiliate.**

Enter the subscriber numbers that you will be managing as gatekeeper under this subscriber number/company.

Subscriber No. #####-###  
Company ABC CO LTD

#####	

Validate subscriber Numbers and Finalize

## 6. 然後再選擇 "Request Agreement".

**Agreement Confirmation & Completion**

Note: Your request should include only those Subscriber Numbers for your company or its affiliates. Your company must own or control fifty percent (50%) or more of the outstanding equity or capital interests of an affiliate.

Subscriber Numbers that you already have access to

None

Subscriber Numbers being Added to your Agreement  
#####-### - ABC CO LTD

Change Subscriber Numbers

Request Agreement

Cancel Agreement Request

## 7. 最後確認提示將會出現